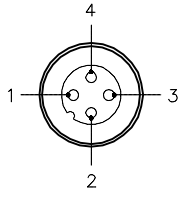
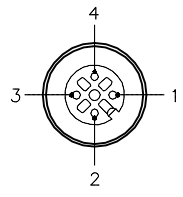


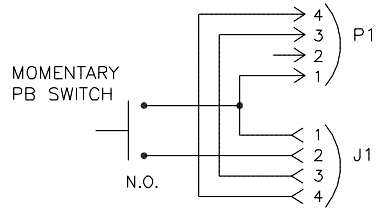
MALE END VIEW



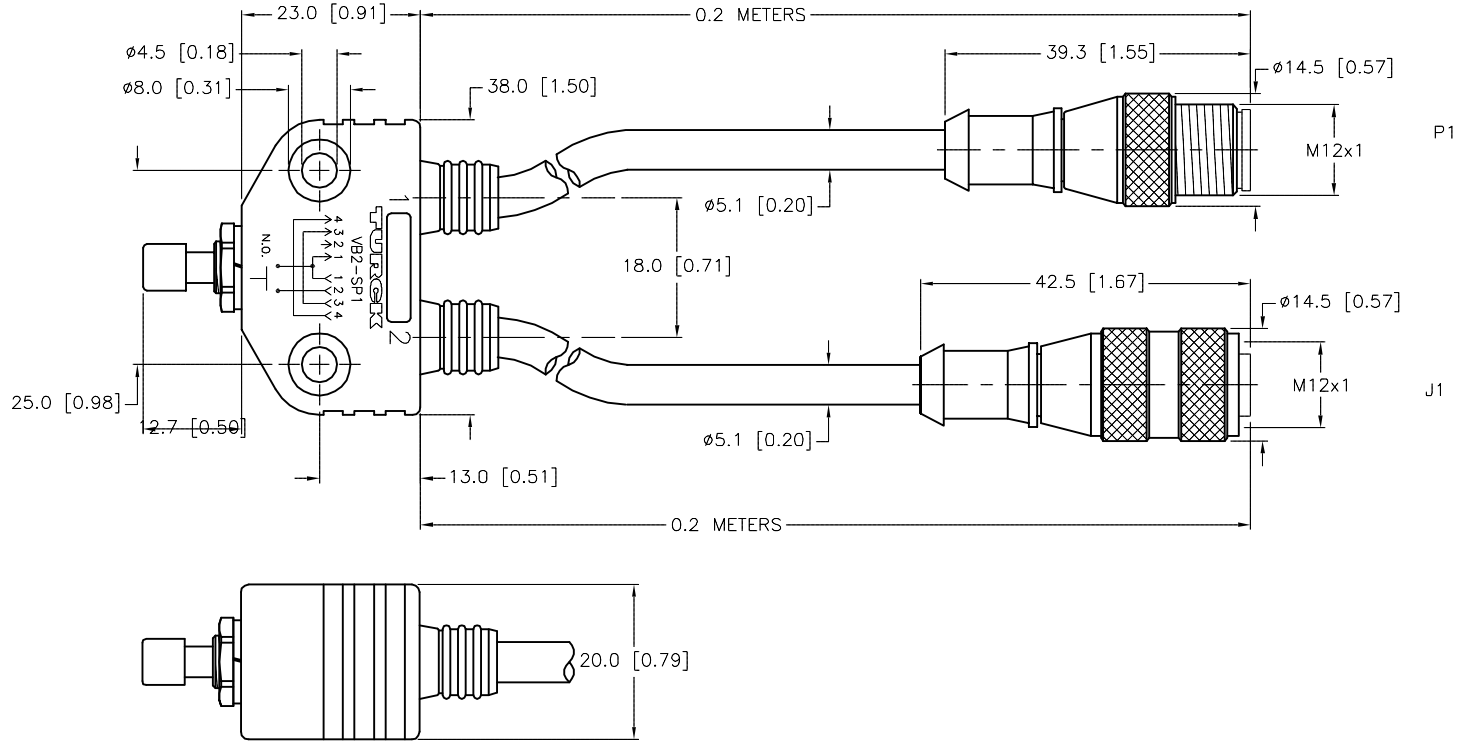
FEMALE END VIEW



WIRING DIAGRAM



SPECIFICATIONS	
CONTACT CARRIER MATERIAL	NYLON OR TPU
MOLDED HEAD MATERIAL/COLOR	TPU/YELLOW
CONTACT MATERIAL/PLATING	BRASS/GOLD
COUPLING NUT MATERIAL/PLATING	BRASS/NICKEL
RATED CURRENT [A]	3.0 A
RATED VOLTAGE [V]	125 V
OUTER JACKET MATERIAL/COLOR	PVC/GRAY
CONDUCTOR INSULATION MATERIAL	PVC
NUMBER OF CONDUCTORS [AWG]	4x22 AWG
TEMPERATURE RATING	-40°C to +105°C (-40°F to +221°F)
PROTECTION CLASS	MEETS NEMA 1 AND IEC IP40



SOURCE DRAWING - FOR REFERENCE ONLY

CABLE LENGTH	TOLERANCE*
ALL LENGTHS	+ 4% (OR 50mm) OF LENGTH - 0% (OR 0mm) OF LENGTH WHICHEVER IS GREATER
STRIP LENGTH	TOLERANCE*
0-7mm	±0.5mm
8-29mm	±1.0mm
30-49mm	±2.0mm
50-69mm	±3.0mm
70-100mm	±4.0mm
OVER 100mm	±5.0mm

* UNLESS OTHERWISE SPECIFIED

RELATED DOCUMENTS	3RD ANGLE PROJECTION
1. 2. 3. 4.	
MATERIAL	ALL DIMENSIONS DISPLAYED ON THIS DRAWING ARE FOR REFERENCE ONLY
SEE SPECIFICATIONS	CONTACT TURCK FOR MORE INFORMATION
FINISH	
SEE SPECIFICATIONS	

THIS DRAWING IS CONFIDENTIAL AND THE PROPERTY OF TURCK INC. USE OF THIS DOCUMENT WITHOUT WRITTEN PERMISSION IS PROHIBITED.	
DRFT	JBJ
DATE	07/17/01
APVD	SCALE 1=1.0
UNIT OF MEASUREMENT	
MILLIMETER [INCH]	
DO NOT SCALE THIS DRAWING	

		3000 CAMPUS DRIVE MINNEAPOLIS, MN 55441 1-800-544-7769 (763) 553-7300 (763) 553-0708 fax www.turck.us	
		DESCRIPTION	
VB2-SP1		IDENTIFICATION NO.	
SEE SPECIFICATIONS		A3501-29	
REV		D	
FILE: A3501-29		SHEET 1 OF 1	

D	ADD LOCKWASHER	CK	05/25/11	35275
REV	DESCRIPTION	BY	DATE	ECO NO.